

TRANSIENT VOLTAGE SUPPRESSOR

SMA Series

Features

- 400Watts peak pulse power (tp=10/1000μS)
- Low leakage.
- Quick response to surge voltage
- Excellent clamping capability.
- Uni and Bidirectional unit.
- Polarity: Color band denotes cathode end except bipolar



SMA/DO-214AC

Mechanical Data

- Epoxy: UL 94V-0 rate flame retardant.
- Case: SMA/DO-214AC, molded plastic.
- Terminals: solderable per MIL-STD-750, method 2026.
- Polarity: Color band denotes cathode end except bipolar.
- Weight: 0.063 gram (approx.)
- RoHS Compliant



BI-directional



UNI-directional

Maximum Ratings (@TA = 25°C, unless otherwise specified)

Parameter	Symbol	Value	Unit
Operating junction and storage temperature range	TJ/TSTG	-55 to +150	°C
Steady state power dissipation at TL=75°C	PM(AV)	1.0	W
Peak pulse power dissipation on 10/1000μs waveform	PPP	400	W
Maximum instantaneous forward voltage at 25A for unidirectional	VF	5.0	V
Peak forward surge current, 8.3ms single half sine wave (Note 1)	IFSM	40	A
Typical thermal resistance junction to lead	RθJL	30	°C/W
Typical thermal resistance	RθJA	120	°C/W

Notes: 1. Measured on 8.3ms single half sine wave or equivalent square wave for unidirectional device only, duty cycle=4 per minute maximum.

Electrical Characteristic (@TA = 25°C, unless otherwise specified)

Part Number		VR	IR ⁴	VBR ²	VBR ²	It	Vc@IPP ³	IPP ³
BI	UNI							
Uni-Polar	Bi-Polar	V	μA	min(V)	max(V)	mA	max(V)	A
SMAJ5.0A	SMAJ5.0CA	5	800	6.4	7	10	9.2	43.5
SMAJ6.0A	SMAJ6.0CA	6	800	6.67	7.37	10	10.3	38.8
SMAJ6.5A	SMAJ6.5CA	6.5	500	7.22	7.98	10	11.2	35.7
SMAJ7.0A	SMAJ7.0CA	7	200	7.78	8.6	10	12	33.3
SMAJ7.5A	SMAJ7.5CA	7.5	100	8.33	9.21	1	12.9	31
SMAJ8.0A	SMAJ8.0CA	8	50	8.89	9.83	1	13.6	29.4
SMAJ8.5A	SMAJ8.5CA	8.5	20	9.44	10.4	1	14.4	27.8
SMAJ9.0A	SMAJ9.0CA	9	10	10	11.1	1	15.4	26
SMAJ10A	SMAJ10CA	10	5	11.1	12.3	1	17	23.5
SMAJ11A	SMAJ11CA	11	1	12.2	13.5	1	18.2	22
SMAJ12A	SMAJ12CA	12	1	13.3	14.7	1	19.9	20.1
SMAJ13A	SMAJ13CA	13	1	14.4	15.9	1	21.5	18.6
SMAJ14A	SMAJ14CA	14	1	15.6	17.2	1	23.2	17.3
SMAJ15A	SMAJ15CA	15	1	16.7	18.5	1	24.4	16.4
SMAJ16A	SMAJ16CA	16	1	17.8	19.7	1	26	15.4
SMAJ17A	SMAJ17CA	17	1	18.9	20.9	1	27.6	14.5
SMAJ18A	SMAJ18CA	18	1	20	22.1	1	29.2	13.7
SMAJ20A	SMAJ20CA	20	1	22.2	24.5	1	32.4	12.4
SMAJ22A	SMAJ22CA	22	1	24.4	26.9	1	35.5	11.3
SMAJ24A	SMAJ24CA	24	1	26.7	29.5	1	38.9	10.3
SMAJ26A	SMAJ26CA	26	1	28.9	31.9	1	42.1	9.5
SMAJ28A	SMAJ28CA	28	1	31.1	34.4	1	45.4	8.8
SMAJ30A	SMAJ30CA	30	1	33.3	36.8	1	48.4	8.3
SMAJ33A	SMAJ33CA	33	1	36.7	40.6	1	53.3	7.5
SMAJ36A	SMAJ36CA	36	1	40	44.2	1	58.1	6.9
SMAJ40A	SMAJ40CA	40	1	44.4	49.1	1	64.5	6.2
SMAJ43A	SMAJ43CA	43	1	47.8	52.8	1	69.4	5.8
SMAJ45A	SMAJ45CA	45	1	50	55.3	1	72.7	5.5
SMAJ48A	SMAJ48CA	48	1	53.3	58.9	1	77.4	5.2
SMAJ51A	SMAJ51CA	51	1	56.7	62.7	1	82.4	4.9
SMAJ54A	SMAJ54CA	54	1	60	66.3	1	87.1	4.6
SMAJ58A	SMAJ58CA	58	1	64.4	71.2	1	93.6	4.3

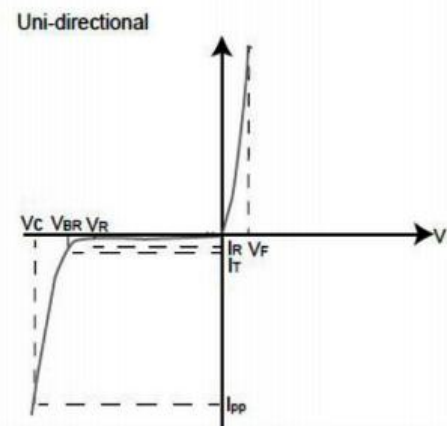
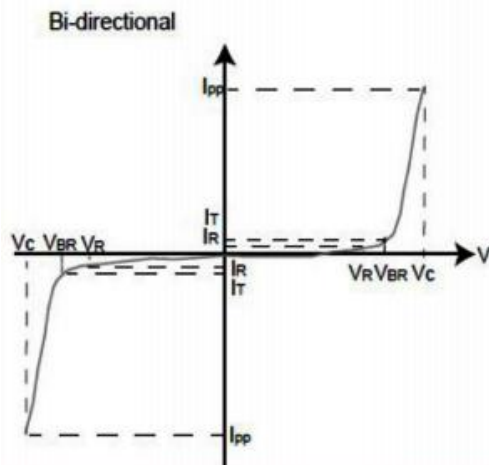
Part Number		VR	IR ⁴	VBR ²	VBR ²	It	Vc@IPP ³	IPP ³
BI	UNI							
Uni-Polar	Bi-Polar	V	μA	min(V)	max(V)	mA	max(V)	A
SMAJ60A	SMAJ60CA	60	1	66.7	73.7	1	96.8	4.1
SMAJ64A	SMAJ64CA	64	1	71.1	78.6	1	103	3.9
SMAJ70A	SMAJ70CA	70	1	77.8	86	1	113	3.6
SMAJ75A	SMAJ75CA	75	1	83.3	92.1	1	121	3.3
SMAJ78A	SMAJ78CA	78	1	86.7	95.8	1	126	3.2
SMAJ85A	SMAJ85CA	85	1	94.4	104	1	137	2.9
SMAJ90A	SMAJ90CA	90	1	100	111	1	146	2.8
SMAJ100A	SMAJ100CA	100	1	111	123	1	162	2.5
SMAJ110A	SMAJ110CA	110	1	122	135	1	177	2.3
SMAJ120A	SMAJ120CA	120	1	133	147	1	193	2.1
SMAJ130A	SMAJ130CA	130	1	144	159	1	209	1.9
SMAJ150A	SMAJ150CA	150	1	167	185	1	243	1.7
SMAJ160A	SMAJ160CA	160	1	178	197	1	259	1.6
SMAJ170A	SMAJ170CA	170	1	189	209	1	275	1.5
SMAJ180A	SMAJ180CA	180	1	201	222	1	292	1.4
SMAJ200A	SMAJ200CA	200	1	224	247	1	324	1.3
SMAJ220A	SMAJ220CA	220	1	246	272	1	356	1.1
SMAJ250A	SMAJ250CA	250	1	279	309	1	405	1
SMAJ300A	SMAJ300CA	300	1	335	371	1	486	0.8
SMAJ350A	SMAJ350CA	350	1	391	432	1	567	0.7
SMAJ400A	SMAJ400CA	400	1	447	494	1	648	0.6
SMAJ440A	SMAJ440CA	440	1	492	543	1	713	0.6

Notes: 2. VBR measured with IT current pulse = 10 ~ 15ms

3.Per 10 x 1000μs waveform

4.For bidirectional type having VR of 10 volts and less, the IR limit is double

V-I Curve



Typical Performance Characteristics ($T_A=25^\circ\text{C}$ unless otherwise Specified)

Fig.1 - Pulse Derating Curve

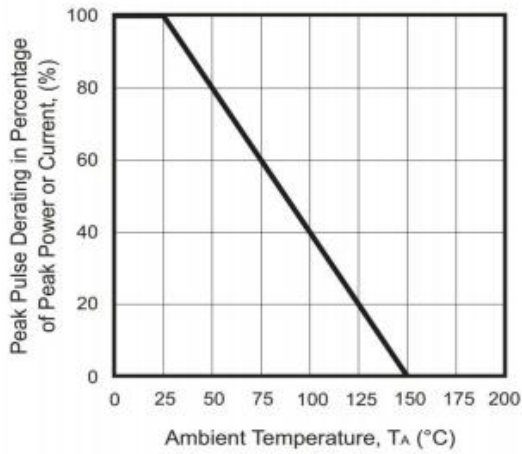


Fig.2 - Maximum Non-Repetitive Surge Current

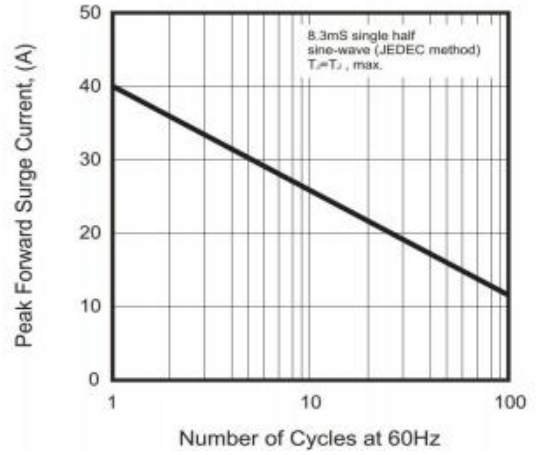


Fig.3 - Steady State Power Derating Curve

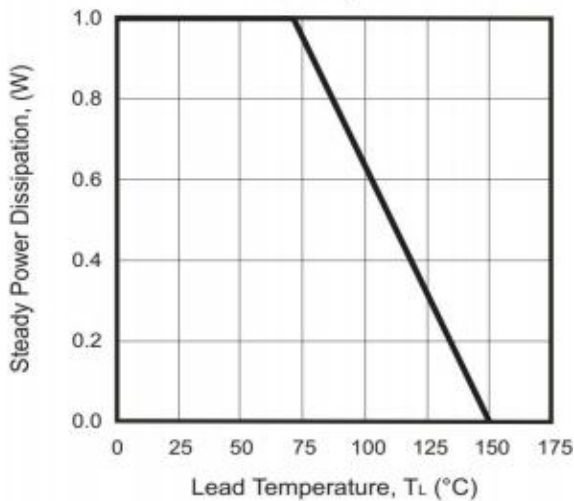


Fig.4 - Peak Pulse Power Rating Curve

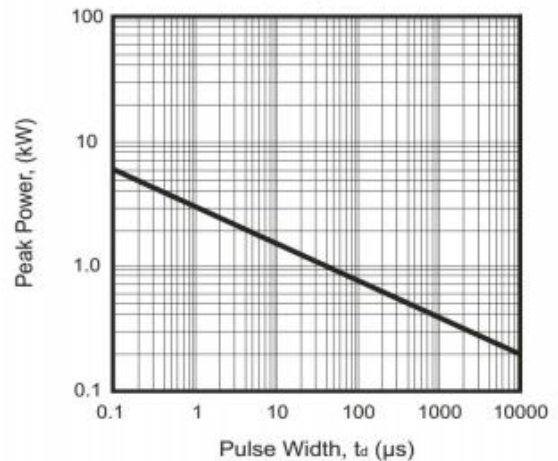


Fig.5 - Pulse Waveform

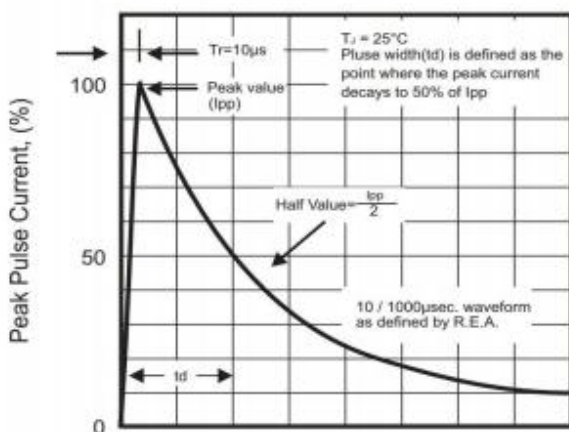
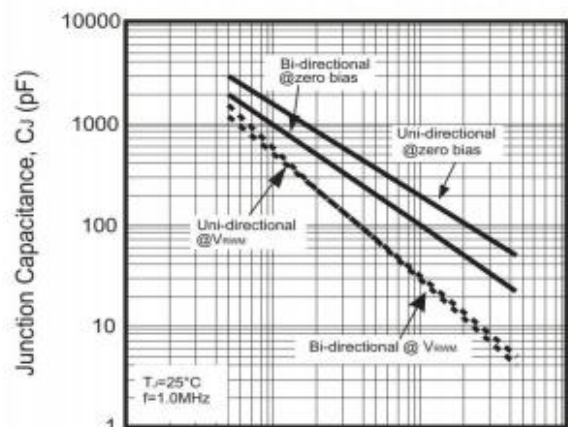
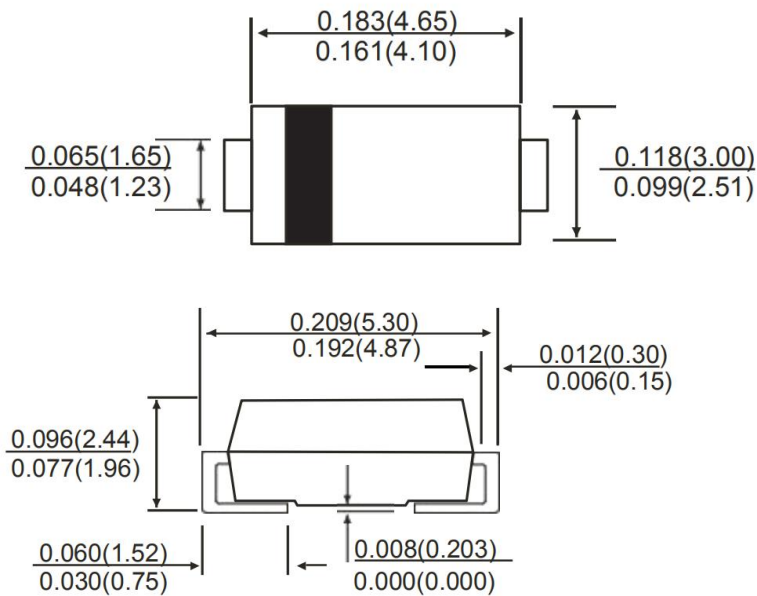


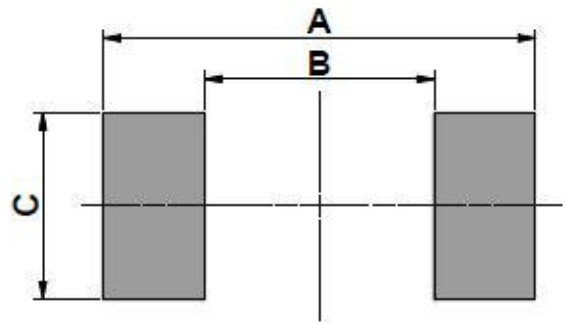
Fig.6 - Typical Junction Capacitance



Product Dimensions And Suggested PAD Layout



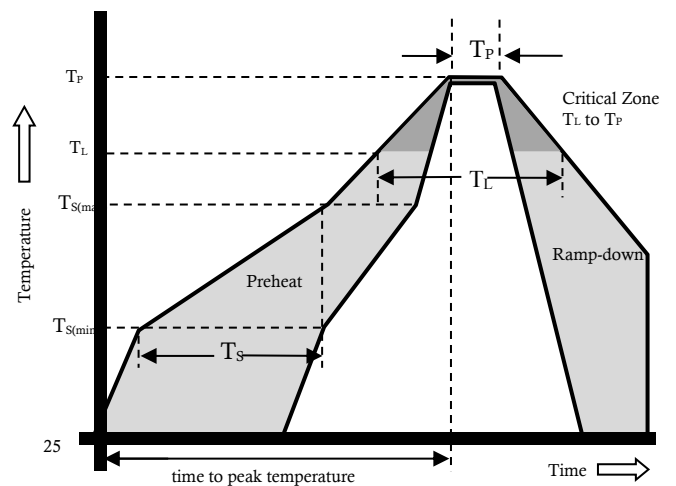
SMA/DO-214AC



REF	mm	inch
A	6.3	0.248
B	2.3max	0.091max
C	1.8min	0.071min

Reflow Profile

Reflow Condition		Pb-Free Assembly
Pre Heat	Temperature Min.	+150°C
	Temperature Max.	+200°C
	Time(Min to Max)	60 – 180 seconds
Average ramp up rate (Liquidus Temp (T _L) to peak)		3°C/second max
T _{s(max)} to T _L - Ramp-up Rate		3°C/second max
Reflow	- Temperature (T _L) (Liquidus)	217°C
	- Temperature (T _L)	60 – 150 seconds
Peak Temp (T _P)		260+0/-5 °C
Time within 5°C of actual Peak Temp (T _P)		8-15 seconds
Ramp-down Rate		6°C/s max
Time 25°C to peak Temp (T _P)		8 min max.
Do not exceed		260°C



Part Number System

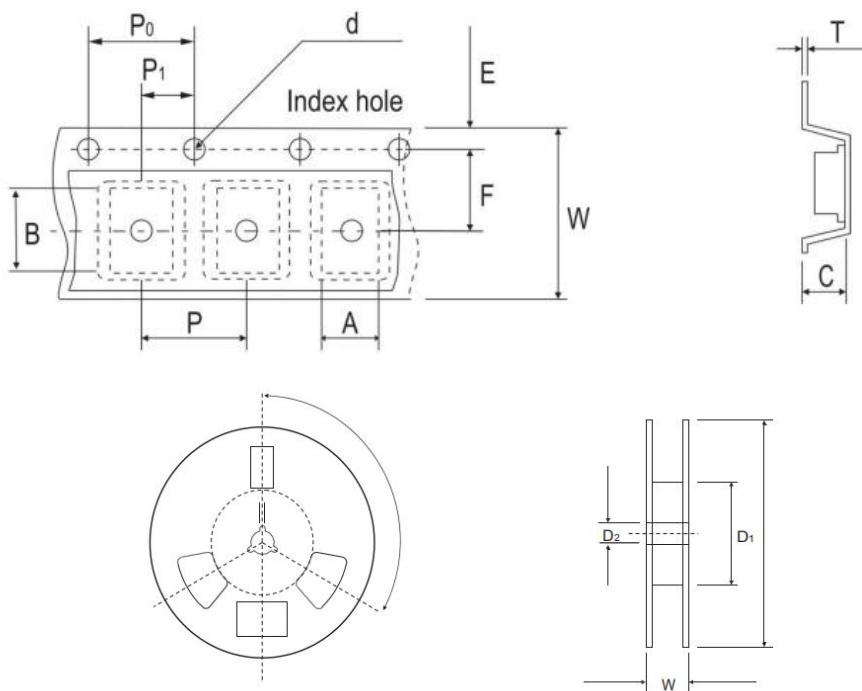
SMAJ XXX C A
 (1) (2) (3) (4)

- (1) Series Code
- (2) Reverse Stand-Off Voltage
- (3) BI-directional
- (4) Suffix 'A' denotes 5% tolerance devices

Marking Codes

Part Number	SMAJXXXXA
	SMAJXXXXCA
Marking Code	SMAJXXXXA
	SMAJXXXXCA

Reel Taping Specification



SMA /DO-214AC	SYMBOL	A	B	C	d	D	D1	D2
	(mm)	2.79 ± 0.10	5.33 ± 0.10	4.50 (max)	1.75 ± 0.10	330MAX	50.0 MIN.	13.0 ± 0.2
	(inch)	0.110 ± 0.004	0.210 ± 0.004	0.177 (max)	0.069 ± 0.004	13.00MAX	1.969 MIN.	0.512 ± 0.008
	SYMBOL	E	F	P	P0	P1	W	W1
	(mm)	1.75 ± 0.10	5.50 ± 0.05	4.00 ± 0.10	4.00 ± 0.10	2.00 ± 0.05	12.0 ± 0.30	18.4 MAX.
	(inch)	0.069 ± 0.004	0.216 ± 0.002	0.157 ± 0.004	0.157 ± 0.004	0.079 ± 0.002	0.472 ± 0.012	0.724 MAX.

Ordering information

Package	Base qty	Reel Size	Delivery mode
DO-214AC (SMA)	5000 PCS	13 inch	Tape and reel

NOTICE

The purchased products, services and features are stipulated by the contract made between Dongchen Incorporated and the customer. All or part of the products, services and features described in this document may not be within the purchase scope or the usage scope. Unless otherwise specified in the contract, all statements, information, and recommendations in this document are provided "AS IS" without warranties, guarantees or representations of any kind, either express or implied.

The information in this document is subject to change without notice. Every effort has been made in the preparation of this document to ensure accuracy of the contents, but all statements, information, and recommendations in this document do not constitute a warranty of any kind, express or implied.